



DEVELOPMENT OF RAJASTHANI FOLK MOTIFS AND ITS VARIATIONS WITH COMPUTER AIDED DESIGNING

SHIKHA KALA¹, DR. SUDHA BABEL²

¹PhD. Research Scholar, Department of Textiles and Apparel Designing, College of Community and Applied Sciences, Maharana Pratap University of Agriculture and Technology, Udaipur (Rajasthan) India, shikhakala27@gmail.com

²Professor, Department of Textiles and Apparel Designing, College of Community and Applied Sciences, Maharana Pratap University of Agriculture and Technology, Udaipur (Rajasthan) India

ABSTRACT: *The present study was undertaken for development of Rajasthani folk motifs and its variations with computer aided designing. In order to achieve fineness and complexities, different sources were collected from different regions of Rajasthan. Through these sources, original motifs were developed and further modified into different forms or styles of the designs through appropriate software on computer. Total fifteen motifs were developed from different sources, three modified forms of each motif were created by using Corel draw software and editing was done by Photoshop.*

Keywords: *Rajasthani folk Motifs, Software, Corel draw, Photoshop, Designing*

INTRODUCTION

Each era of history has its own influence to the affluent art scene. History of Rajasthan explains that the kings and their noblemen were supporters of arts and crafts and encouraged their craftsmen in activities ranging from marble and wood carving to weaving, painting and pottery. The articles commonly used in a particular culture are best evidence of its aesthetic development. For e.g. the Indus valley civilization people painted a variety of motifs on their pottery, some of which kept with their interment. This art awareness was communicated by means of number of ways like the surfaces, which could hold colour, were painted, or vessels of stone, wood or metal was chased; sometimes-inlaid metal was also found (Challa, 2016).

The traditional folk art represents the rich culture of Rajasthan and is the sparkle of our heritage; therefore, it can be adapted on textiles for commercial aspect. With the above facts in mind, the researcher conducted the present investigation on “Development of Rajasthani folk motifs and its variations with computer aided designing”. The present study incorporates the shaping of traditional art with the modern day needs of the world in order to preserve the ethnic values. The computer is changing the way we create and understand images. Digital imaging allows us to see space from multiple viewpoints, unlike a painting or a photograph where we see a space only from a specific view point. This is the reason why films seem closer to realism



(Vaidya, 2008). CAD has lead to better quality and flexibility in design development, increasing the efficiency and shortening the time between the design concept and actual marketing (Anonymous, 2014).

METHODOLOGY

Since the *Warli* is folk art of Maharashtra, the present study was purposively carried out in eight region of Rajasthan (Mewar, Marwar, Mewat, Vagad, Shekhawati, Hadoti, Dhundhar and Gorwar) From each region 2 districts were selected on the basis of concentration of folk art of Rajasthan and accessibility to the research. Hence, preliminary survey and documentation of Rajasthani folk art along with exploration of secondary sources was also done. Laboratory work was carried out in Department of Textile and Apparel Designing, College of Community and Applied Sciences, MPUAT, Udaipur, Rajasthan.

In the present paper, the focus is on experimental work where, traditional folk motifs and its various forms were developed with the help of suitable software. *i.e.* Corel draw and Adobe Photoshop. Fifteen folk motifs and its various forms inspired from Rajasthani folk art were developed.

RESULTS AND DISCUSSION

Motif Adaptation (Coral Draw Graphics Suite X3)

Corel Draw is a vector graphics and editing software. It is also known as Corel Graphics Suite. It consists of powerful graphic design tools, which provides various shortcuts resulting in optimize workflow. Coral Draw provides both options either drawing or editing of pictures with ease and accuracy. It is computer based software; all of the work is done on the computer. There are numerous graphics tools in order to fit lines, shapes, text according to the shape or designs together and then color them.

Corel Draw software is currently used in fashion designing. Some of the salient features of the software are that it can provide the designer with an extremely detailed drawing and drawing tools, simple to operate and easy to be accepted by the designers. In Corel Draw, an interactive and amazing shaping and illustration tools are available to achieve fast work, which are useful for tracing anything speedily.



From different primary and secondary sources 15 different traditional motifs of Rajasthan were collected and modified forms (Abstract, Stylized and Geometrical) were created by CoralDrawX3 software using following process (Fig. 1).

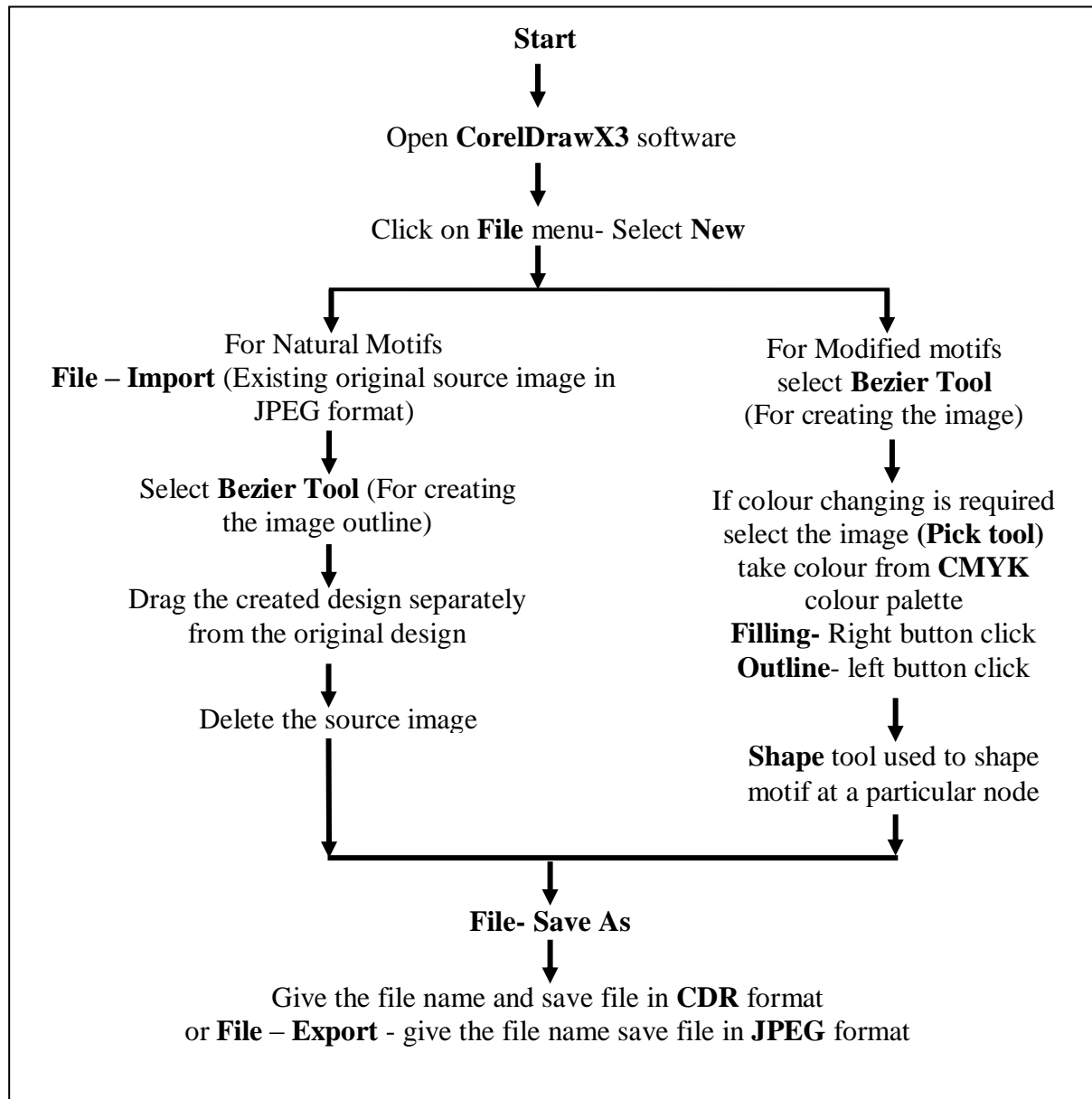


Fig. 1: Flow chart of motif adaptation process in CorelDrawX3

Motifs were created by Bezier tool then shaped in a proportionate way through Shape tool. All 20 natural motifs and different variations were developed by the same manner.



Designing through computer was also done by Naik and Byadgi (2010) they described that in the present scenario of fast life style, designs with assistance of CAD has not only expanded horizon of designing but also can create any number of designs that could be saved in the library to apply as and when required. CAD systems are more advantageous with respect to the speed, pattern creation, editing, repeating, flexibility, variety and colourways.

Image editing software (Adobe Photoshop CS6)

It is a multipurpose and popular program in the designing. Advantages of Adobe Photoshop are photo editing, illustration, graphical and typographical editing. This application is also used to design the pattern, draw maps, and small graphics. Different layers were used while designing in Photoshop. The main design area was created by selecting new option in file menu. A dialogue box appeared, where in page dimensions can be specified according to design area. Special effects in motifs can be given by using various tools. The window also provides the colour palette option which is generally provided on the right side.

Usage:

- ❖ Its main use is to edit the photographic images.
- ❖ It is also used for making website layouts
- ❖ Brighten a photo and make its colors pop using adjustment layers.
- ❖ Remove unnecessary content
- ❖ Add creative effects on each layer

In the study of “Fusion of Indian folk arts Madhubani and Warli for designing of apparels using CAD” Sharma et al (2014) explained that the motifs and designs of *Madhubani* and *Warli* paintings were altered and used for the preparation of fusion designs. The designing was done through CAD software ie. Adobe photoshop and Coral draw. A total of 18 designs, six each for apparels including ladies kurties, man’s kurta and sarees were developed. The fusion designs were developed either by using the component motifs or by using the entire design. The motifs with high resolution were imported and used directly using “Adobe Photoshop” while the motifs with low resolution were created with the help of “Corel draw”.

Srivastava and Rajvanshi (2014) conducted the similar study on ‘Developing Colourways from Rajasthani Miniature Paintings Using CAD Technology’. In this study



seventy designs of miniature paintings of Rajasthan were prepared, out of which 15 designs were selected by a panel of judges for developing three colourways of the each design with the help of Photoshop software for developing digital embroidery designs.

In the study this software was used for editing the background of the JPEG image by following procedure (Fig. 2):

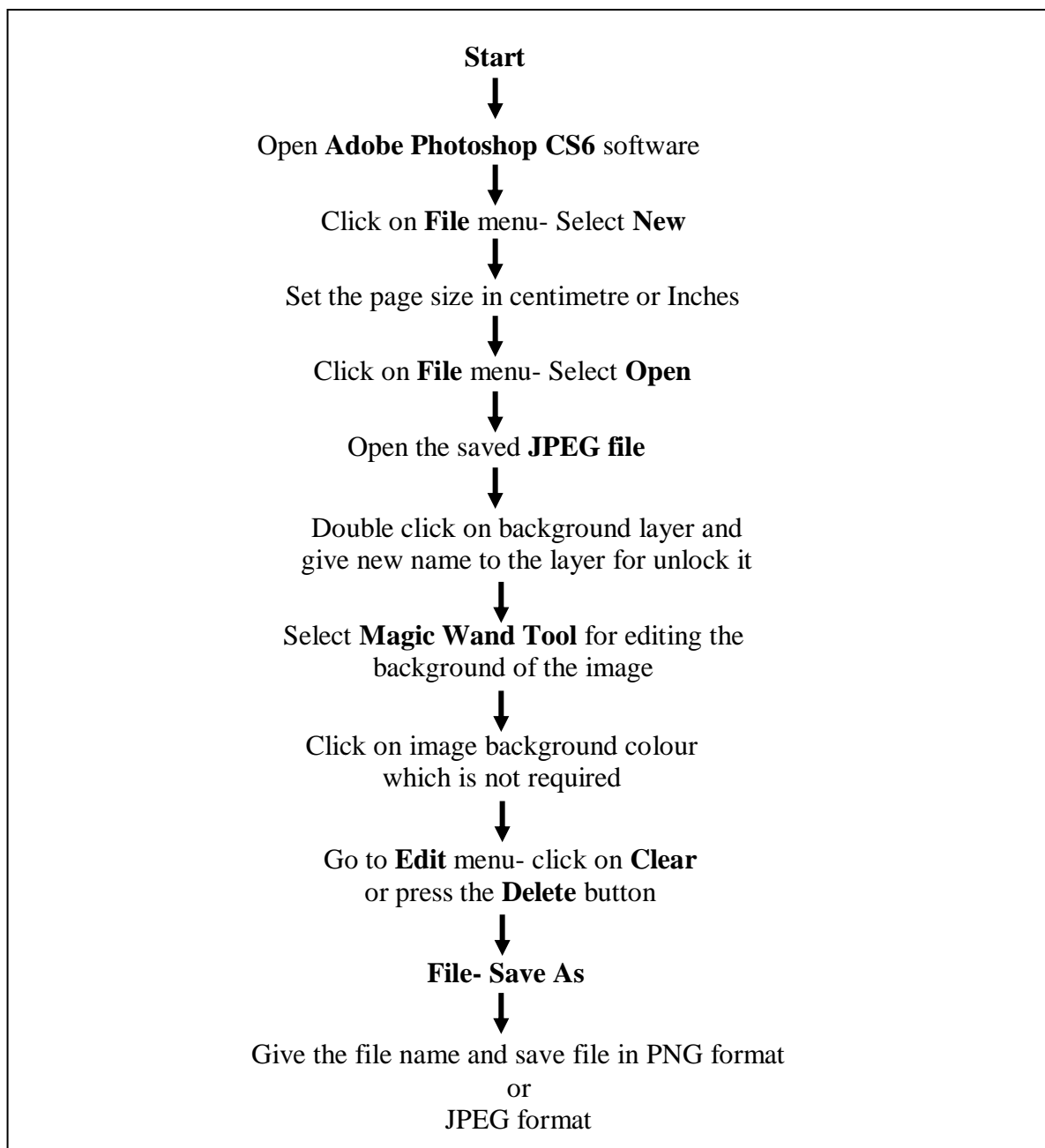



























Fig. 2: Editing process flow chart in Adobe Photoshop CS6



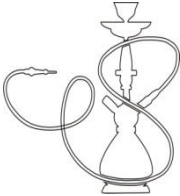











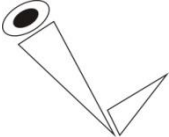






















Developed motifs:

A total no. of 15 motifs and its different forms (Geometrical, Abstract and Stylized) were developed through coral draw and photoshop software to achieve fineness and complexities. The developed motifs and its different forms are present in Fig.3.

Source	Original motif	Stylized	Abstract	Geometrical
				
				
				
				
				






Fig. 3: Developed motifs

Conclusion:

It can be concluded that extremely enriched Indian traditional art has always inspired the artist to create new designs using traditional motifs and its different forms. Thus, with the help of computer designing software we can develop different forms of traditional motifs, which can meet the demand of consumer's preference and fashion.

REFERENCES

- [1]. Anonymous, 2014: *CAD for emerging textile*. Cited from <http://www.indiantextilejournal.com/articles/FAdetails.asp?id=5790> retrieved on 12 June, 2016.
- [2]. Challa, L., 2016: *Embroidery – An Art of Expression*. Cited from <http://www.fibre2fashion.com/industry-article/1974/embroidery-an-art-of-expression#sthash.oce3gkZD.dpuf> retrieved on 13 June, 2016.
- [3]. Naik, S.D. and Byadgi, S.A., 2010: *Automation of hand Embroidery motifs into self woven designs, Karnatka*. Journal of Agriculture Science, 23(4): 668-672.
- [4]. Sharma, E.; Paul, S. and Sheikh, S., 2014: *Fusion of Indian folk arts Madhubani and Warli for designing of apparels using CAD*. International journal of interdisciplinary research, 1(8): 1-6.



SHIKHA KALA *et al*, International Journal of Advances in Agricultural Science and Technology,
Vol.5 Issue.11, November- 2018, pg. 43-51

ISSN: 2348-1358

Impact Factor: 6.057

NAAS Rating: 3.77

- [5]. Srivastava, M. and Rajvanshi, R., 2014: *Developing colourways from Rajsthani miniature paintings using CAD technology*. Asian Journal of Home Science, 9(1): 169-178.
- [6]. Vaidya, A., 2008: *Translating Indian miniature paintings into a time-based medium*. Doctoral dissertation, Texas A&M University, Nagpur.